


15th June 2009

P1 Literacy - Book Report

On Mondays you will receive a form entitled 'book report'. Please read a book with your child and help them fill out the first box, and then explain what to do on the rest of the form.

Name: _____

Book Report



Date: _____

Title: _____

Author: _____

Illustrator: _____

Book Publisher: _____

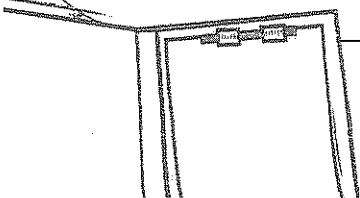
(Put a ✓)

Fiction

Non-fiction

Write down 2 good sentences from the book.

Do you like this book? Why / Why not ?



Name: _____

Book Report

Date: _____

Title: _____

Author: _____


Illustrator: _____

Book Publisher: _____

(Put a ✓)


Fiction

Non-fiction




(A) About the Characters

1. Who are the main characters in the story?



2. Which character do you like best? Why?

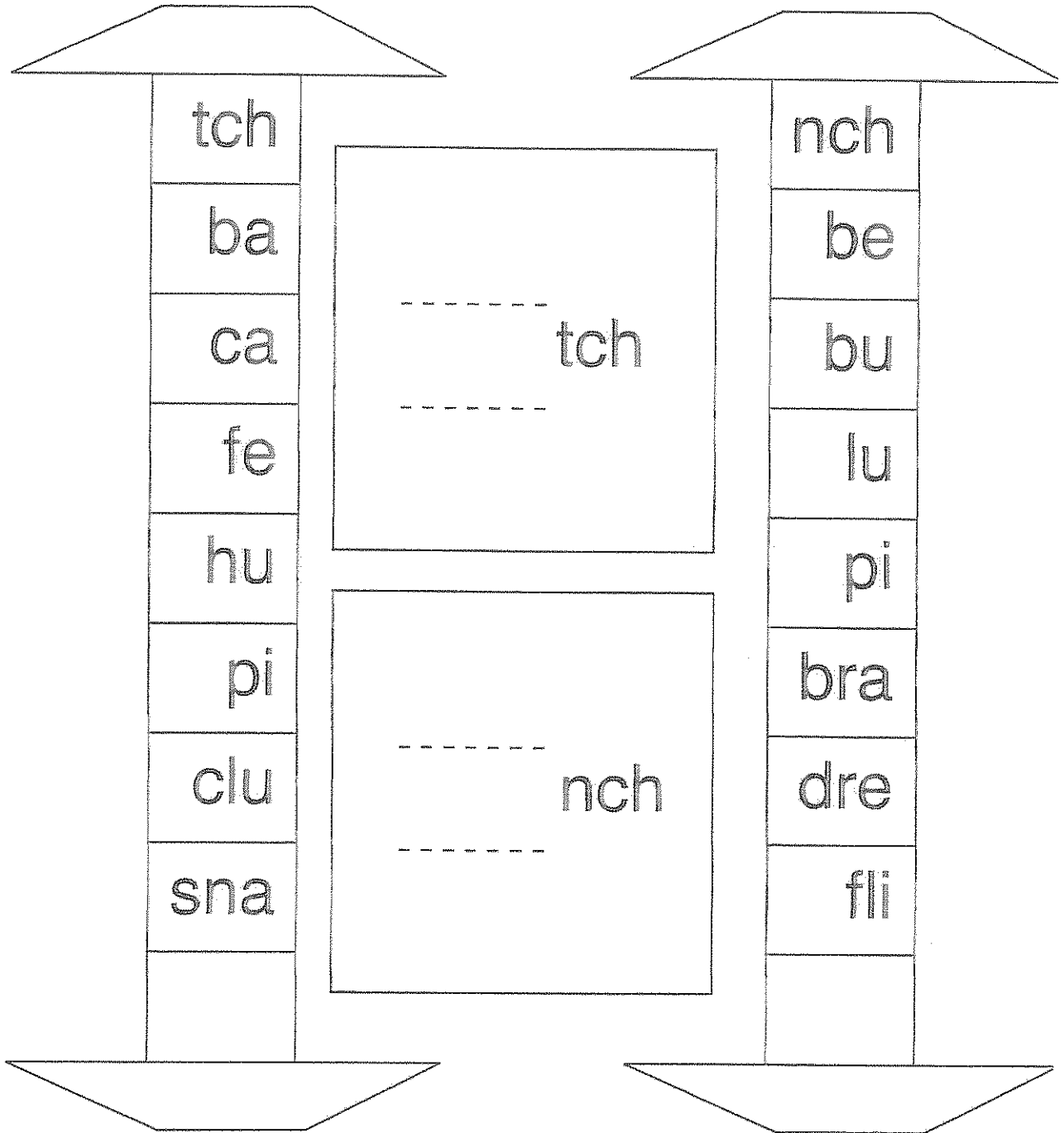
3. Draw the character you like best.



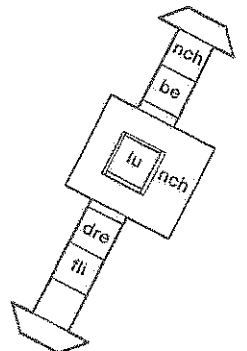


Name: _____

Slide a word



- Cut out the word slide pieces. If possible, stick them onto card so they last longer.
- Cut along the slits in the word ending cards and thread the long strips through from the back of the card.
- Read the words you find as you slide the strip along.



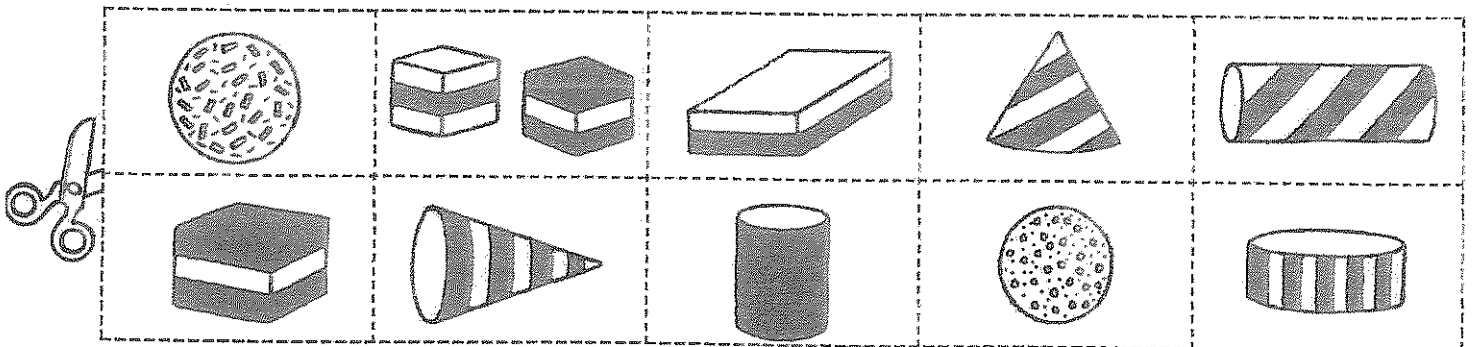
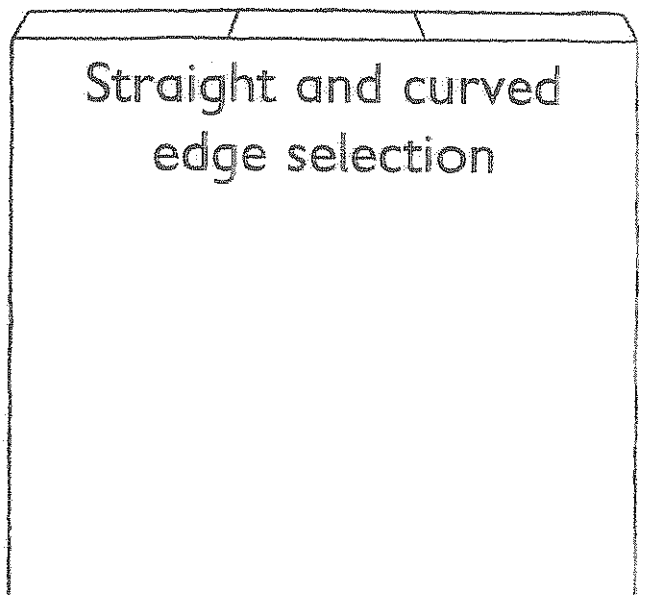


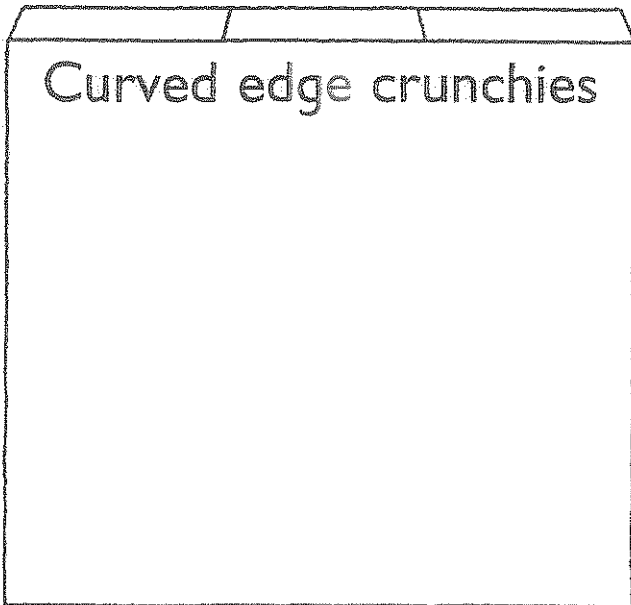
Dear Helper,

Objective: to make, read and say words using word endings *-tch* and *-nch*.

Help your child to make the word slides. Then, encourage your child to read and say the words they make using the word slides.

Name _____ Date _____

Solid shape sweet sorter



Teacher instructions

Cut out the sweets from the bottom section and stick them onto the appropriate package, according to the label on each of the four boxes.