






A class calendar

What do the children do at school each day?

- Look at the calendar.

<p>Monday</p>  <p>play football</p>	<p>Tuesday</p>  <p>visit the library</p>	<p>Wednesday</p>  <p>swimming lesson</p>
<p>Thursday</p>  <p>music lesson</p>	<p>Friday</p>  <p>design and technology lesson</p>	<p>Saturday</p> <hr/> <p>Sunday</p>

- Fill in the gaps.

1. On Monday the children _____
2. On Tuesday the _____
3. On Wednesday _____
4. On _____
5. On _____



• Fill in a calendar for your week at school.

Write and draw.

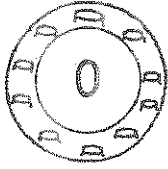

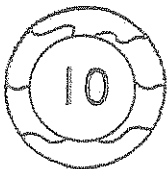


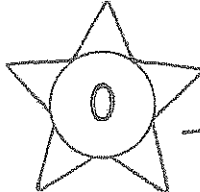
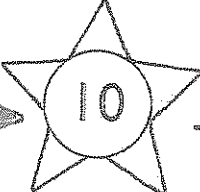


Teachers' note The children should first complete the activity on page 40. For the extension activity, create a word-bank by talking about what the children in the class will be doing at school each day, and what they need to bring. Give the children an enlarged calendar page to fill in, or a simple calendar template like the one on this page.


Developing Literacy
Non-fiction Year 1
© A & C Black 2002




Name _____ Date _____



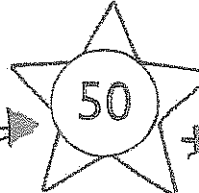

Space explorer sequences



①  →  →  → _____ → _____



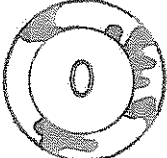





②  →  → _____ →  → _____ → 




③  →  →  → _____ → _____

④  →  → _____ →  → _____ → 



Instructions
 Cut out the pictures of stars and planets in the bottom section. Then, in each number sequence, count on in fives or tens to find the missing numbers. Stick in the appropriately numbered stars or planets to complete the sequence.