

Work for Friday 26th June

English – diary and reading. Complete the worksheet on rewriting famous nursery rhymes. Can you rewrite them using your own words. Some words can be kept from the original rhyme. The number of syllables and position of rhyming words should be kept.

For example if you were re- writing Jack and Jill instead of writing Jack and Jill went up the hill, you might start with Jody and Eve went down the road.

Maths- Complete W.S. D4 p126 on Venn diagrams.

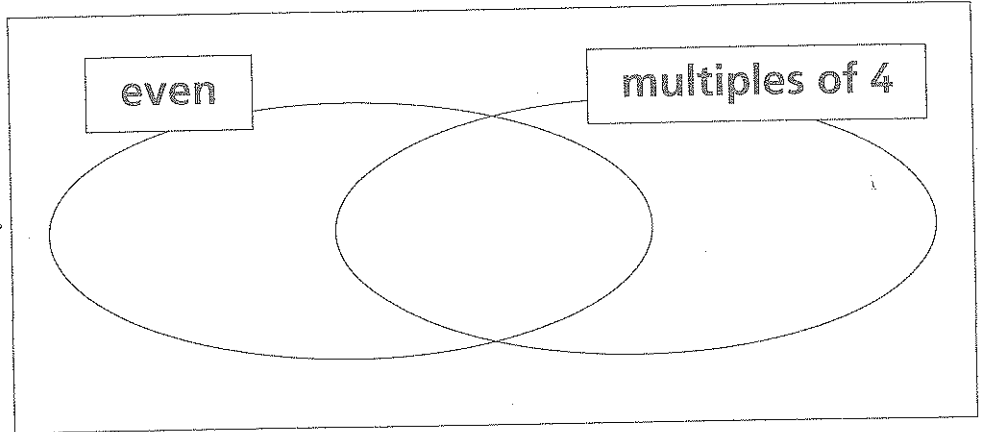

Geography – Using the internet try to compile information about India. Try to discover the names of its main cities, its main products for export to other countries, and some of the problems it is facing in its poorer areas.

Name _____

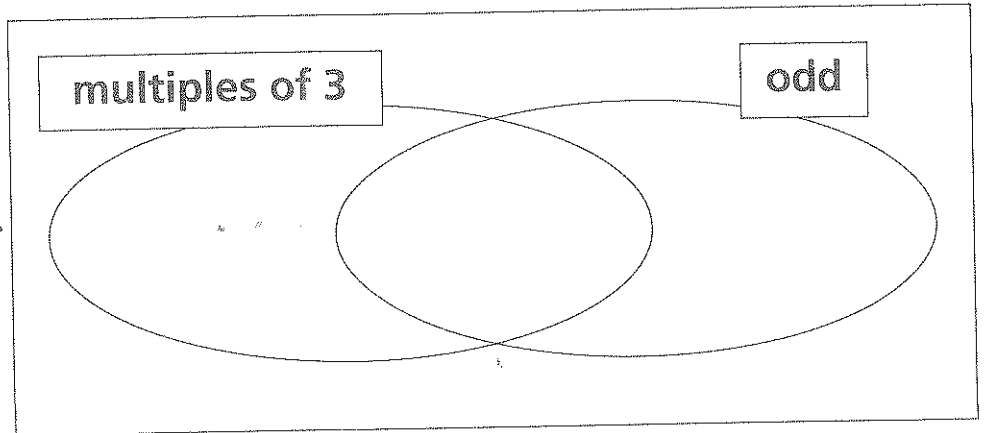

Venn diagrams

Sort the numbers by writing them in the correct part of the Venn diagrams.

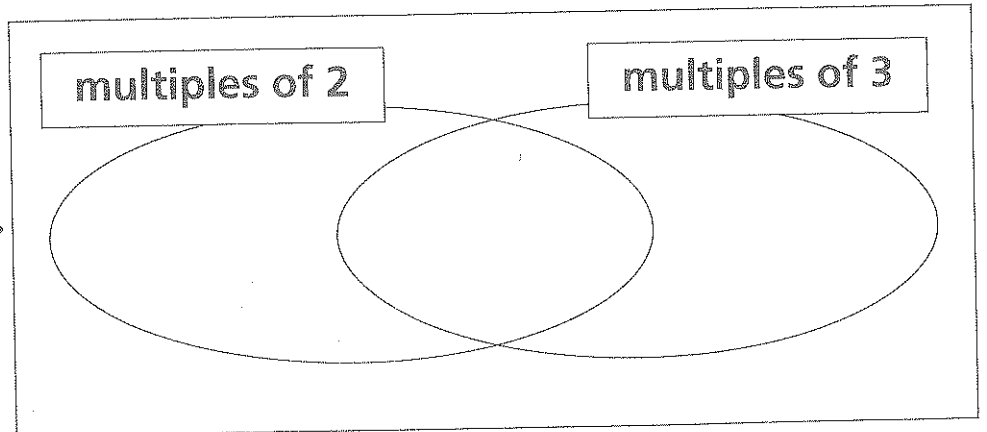

1.



2.



3.



Name: _____

REWRITING NURSERY RHYMES

Little Jack Horner sat in the corner,
Eating his Christmas pie,
He put in his thumb and pulled out a plum,
And said what a good boy am I.

Ring a ring of roses,
A pocketful of posies
Attishu, attishu,
We all fall down.

Jack Spratt would eat no fat,
His wife would eat no lean,
And so between the two of them,
They licked the platter clean.

Little Bo Peep has lost her sheep
And doesn't know where to find them,
Leave them alone and they'll come home
Wagging their tails behind them.

Work for Monday 29th June

English – Diary and reading.

Write a story entitled “The Lost Children” Make sure your story has an introduction which shows the reader the main characters and setting. A middle where the main character(s) characters try to resolve their problems, maybe creating more in the process and a conclusion where the problems are finally solved.


Maths -D4 p127 Carroll diagrams.

History - Complete the W.S. on Tudor clothes.

Carroll diagrams

Sort the numbers by writing them in the correct part of the Carroll diagrams.

1.




multiple
of 3

not a
multiple
of 3

even	odd

2.




multiple
of 2

not a
multiple
of 2

factor of 4	not a factor of 4

3.



even

odd

digit total less than 10	digit total not less than 10

Name: _____

Date: _____

Children in Tudor Times

1/ Write down three places we could look to find out information about life in Tudor times.

2/ What were the clothes of rich people made of in Tudor times?

3/ What were the clothes of poor people made of in Tudor times?

4/ What were houses made of in Tudor times?

5/ Write down three differences between your life and the life of a poor Tudor child.

Your Life	Poor Tudor Child

6/ Are these sentences true or false?

A/ There was not much difference between adult and children's clothes in Tudor times. _____

B/ Poor women normally wore aprons over their clothes in Tudor times. _____

C/ All children went to school in Tudor times. _____

D/ School was good fun in Tudor times. _____

Work for Tuesday 30th June

English – reading and diary

Write a letter to Miss Wenitong your new English teacher telling her what you hope to learn about and do in P5. If you e-mail it back to me I'll print it off and give it to her. You can start with

Dear Miss Wenitong,

When I am in P5

Maths - D3 p125 revision of bar graphs.

Art – If we had normal school this would have been open day and I would have spent the afternoon doing Art. Here is the activity: create your own 3-d island. Start by making the island shape and then draw the sea around it. Then create 3-d houses, trees, mountains etc for the island.

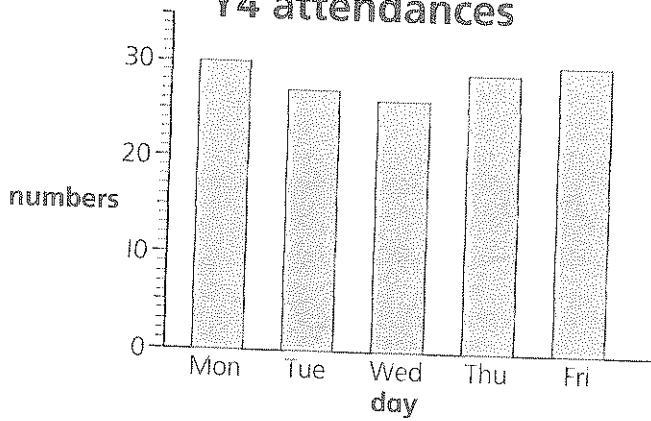
My class last year did a great job on this and their work was on display in the library at the beginning of the year. You may remember seeing it.

HAVE A WONDERFUL SUMMER!!!!!! Sorry we never got to have the class party or end of term fun activities. You were a great class and I'll miss you.


Mrs McKay

Bar graphs

Y4 attendances



Y5 attendances



The bar graphs show the attendances in Y4 and Y5 classes last week.

How many Y4 children were in school on:

- | | | | |
|---------------|----------------------|--------------|----------------------|
| 1. Monday? | <input type="text"/> | 2. Thursday? | <input type="text"/> |
| 3. Wednesday? | <input type="text"/> | 4. Friday? | <input type="text"/> |

How many Y5 children were in school on:

- | | | | |
|-------------|----------------------|---------------|----------------------|
| 5. Friday? | <input type="text"/> | 6. Wednesday? | <input type="text"/> |
| 7. Tuesday? | <input type="text"/> | 8. Thursday? | <input type="text"/> |

Which class had most children on:

- | | | | |
|----------------|----------------------|-------------|----------------------|
| 9. Tuesday? | <input type="text"/> | 10. Friday? | <input type="text"/> |
| 11. Wednesday? | <input type="text"/> | 12. Monday? | <input type="text"/> |

There are 32 children in Y4. How many were absent on:

- | | | | |
|--------------|----------------------|-------------|----------------------|
| 13. Tuesday? | <input type="text"/> | 14. Friday? | <input type="text"/> |
|--------------|----------------------|-------------|----------------------|

There are 30 children in Y5. How many were absent on:

- | | | | |
|-------------|----------------------|----------------|----------------------|
| 15. Monday? | <input type="text"/> | 16. Wednesday? | <input type="text"/> |
|-------------|----------------------|----------------|----------------------|