

P4J Class work for Thursday 25th June 2009

1.English

- a. Read the cloze passage on the Enormous Crocodile and complete the cloze.
- b. Enjoy reading the conversation page with Muggle-Wump and Crocky. Act it out and read it with expression.

2.Mathematics

- a. Write each area in squares. Page 103. M4
- b. Area, Write the area inside each picture. Page 102
M 4

3.Science

Answer the Science Log on Page 27.

The Enormous Crocodile

COMPLETE THE CLOZE PASSAGE

When no one was looking, ___ crept up onto the merry-go-round and put _____ between a wooden lion and a fearsome dragon. ___ sat up a bit on ___ back legs and ___ kept very still. ___ looked exactly like a wooden crocodile on the merry-go-round.

Soon all sorts of children came flocking into the fair. Several of _____ ran toward the merry-go-round. _____ were very excited.

“___ going to ride on a dragon!” cried _____

“___ going on a lovely white horse!” cried _____

“___ going on a lion!” cried a third one.

And one little girl, whose name was Jill, said, “I’m going to ride on that funny old wooden crocodile!”

The Enormous Crocodile kept very still, but could see the little girl coming toward _____. “Yummy-yum-yum,” ___ thought. “I’ll gulp ___ up easily in one gallop.”

Suddenly there was a *swish* and a *swoosh* and something came swishing and swooshing out of the sky.






A bit farther on, he met Muggle-Wump the Monkey. Muggle-Wump was sitting in a tree, eating nuts.

"Hello, Crocky," said Muggle-Wump. "What are you up to now?"

"I have secret plans and clever tricks," said the Crocodile.

"Would you like some nuts?" asked Muggle-Wump. "I have better things to eat than nuts," sniffed the Crocodile.



"I didn't think there was anything better than nuts," said Muggle-Wump.


"Ah-ha," said the Enormous Crocodile,

*"The sort of things that I am going to eat
Have fingers, toe-nails, arms and legs and
feet!"*

Muggle-Wump went pale and began to shake all over. "You aren't really going to gobble up a little child, are you?" he said.

"Of course I am," said the Crocodile. "Clothes and all. They taste better with the clothes on."


"Oh, you horrid hogfish croc!" cried Muggle-Wump. "You slimy creepy creature! I hope the buttons and buckles all stick in your throat and choke you to death!"






Area

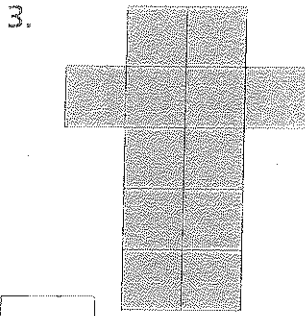
Write each area in squares.



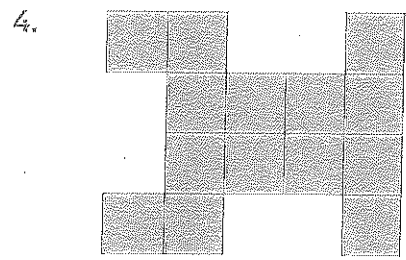
15 squares




□ squares




□ squares




□ squares




□ squares




□ squares



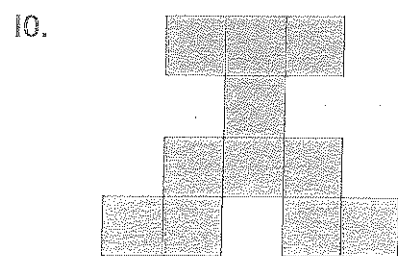
□ squares



□ squares



□ squares



□ squares

Which shape has:

the largest area? □

the smallest area? □

Name _____



Area

Write the area inside each picture.

The grid contains 10 numbered rectangles:

- 1. A rectangle with a width of 4 units and a height of 4 units. It is labeled with $A = 16 \text{ cm}^2$.
- 2. A rectangle with a width of 6 units and a height of 2 units.
- 3. A rectangle with a width of 2 units and a height of 6 units.
- 4. A rectangle with a width of 4 units and a height of 2 units.
- 5. A rectangle with a width of 4 units and a height of 4 units.
- 6. A rectangle with a width of 4 units and a height of 6 units.
- 7. A rectangle with a width of 4 units and a height of 4 units.
- 8. A rectangle with a width of 4 units and a height of 6 units.
- 9. A rectangle with a width of 2 units and a height of 4 units.
- 10. A rectangle with a width of 3 units and a height of 2 units.



Science Log

Name

Date

• I know how to tell if something is a solid or a liquid.



• I know that powders and granules are made up of tiny solid pieces that can be poured like liquids.



• I know that liquids poured from one container to another may change shape but not volume.



• I can measure volume using a measuring cylinder.



• I can change a solid to a liquid by heating it and change a liquid to a solid by cooling it.



• I know that melting and solidifying are reversible changes.



• I can plan and carry out a fair test investigation, recognise possible hazards, and suggest an explanation for the results.



• I know how to separate different mixtures of materials using filters, sieves and magnets.

