


A Character Stand-up

Individual Book Report Project

1. Fill in the pattern.
2. Draw the character.
3. Cut out the stand-up and tape it into a tube shape.

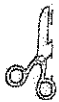


Roll and tape here.

Describe the main character.

Character Stand-up Book Report

character's name



Title:


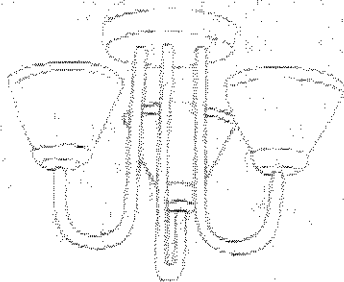
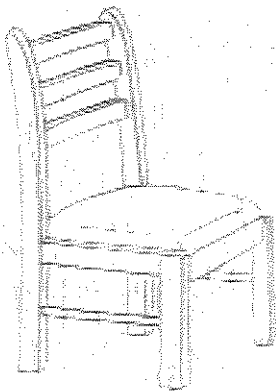




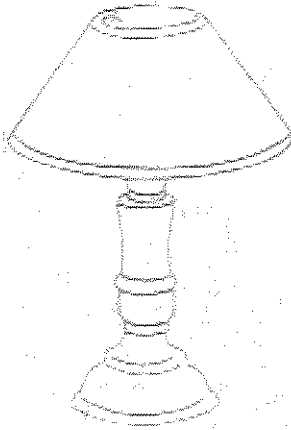

Author:

Illustrator:

My Name:

Sources of light

Colour in all the things that are sources of light.



Write the names of some more sources of light: _____

Naming One and More Than One

A naming word can name **one**.


A naming word can name **more than one**.

Many naming words add **s** to name more than one.

Example:

one cat

two cats



DIRECTIONS

Write the naming word in () to complete each sentence

1. I see two _____

(bird, birds)

2. I see one _____

(bug, bugs)

3. I see two _____


(girl, girls)

4. I see one _____

(dog, dogs)

5. I see three _____

(frog, frogs)




Practice with I and Me

Remember, use I in the naming part of a sentence. The word I is always written as a capital letter. Use me in the telling part of a sentence.

Examples:

I like pizza.

Will you make a pizza for me?



DIRECTIONS

Write I or me to complete each sentence.

1. _____ like to skate.

2. Mom takes _____ to the pond on Saturdays.

3. _____ practice all day.


4. Mom claps for _____.

5. _____ have a lot of fun.




order

Length




shorter



shorter



shorter



shorter

Draw a shorter line for each object

© iCivics.com. All rights reserved. This content is not to be used for any other purpose.