

# We and They

The words we and they take the place of some naming words.

Use we and they in the naming part of a sentence.


Examples:

Jim and I will talk.

We will talk.

Kay and Chris will talk.

They will talk.



**DIRECTIONS** →

Rewrite each sentence. Write We or They to take the place of the underlined names.

1. Sam and I are here.

\_\_\_\_\_  
-----  
\_\_\_\_\_

2. Kay and Amy are not here.

\_\_\_\_\_  
-----  
\_\_\_\_\_

3. Kim and I will play ball.

\_\_\_\_\_  
-----  
\_\_\_\_\_

4. Ann, Pat, and Chad found a kitten.

\_\_\_\_\_  
-----  
\_\_\_\_\_

# He, She, and It

The words he, she, and it take the place of some naming words.

Use he for a man or a boy.


Use she for a woman or a girl.

Use it for an animal or a thing.

Examples:

He rows the boat.

She rides in it.



## DIRECTIONS

Rewrite each sentence. Use He, She, or It in place of the underlined words.

1. Amy likes to write.

---

---

---

2. John likes to read.

---

---

---

3. The book is on the table.

---

---


---

4. Jenna saw the bird.

---



---

---



pots

jugs



cups

tubs

Draw how many of each of the smaller containers, full of water, you think will fill the larger container. Write your guess.

Use extra water or tubs to test if your guesses were correct.

**Materials**

- One large plastic bottle.
- One of each small container.

Name: \_\_\_\_\_

Date: \_\_\_\_\_

Torches

Table Lamps

Fireworks

Candles