


Using Was and Were

Use was to tell about one person or thing in the past.
Use were to tell about more than one person or thing in the past.

Examples:

One cat was on the mat.

Two cats were on the bench.



DIRECTIONS

Complete each sentence. Write was or were.

1. I _____ at the lake.


2. Carl and Bert _____ there, too.

3. We _____ going to sleep.

4. The rain _____ a big surprise.

5. The tent _____ all wet.

6. Dad _____ calling us.



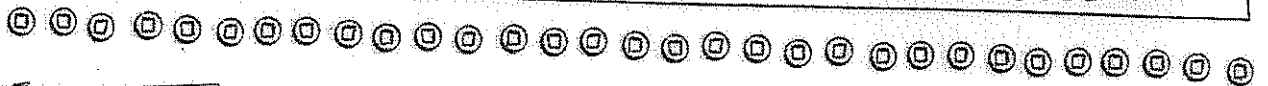
Using Go and Went

The words go and went are action words. Use go to tell about now.
Use went to tell about the past.

Examples:

Today we go to school.

Last week we went to the beach.



DIRECTIONS


Write go or went to complete each sentence.

1. Last Friday we _____ to the park.
2. Yesterday we _____ swimming.
3. Now we _____ home.
4. Last night my cat _____ outside.
5. Now I _____ outside.
6. My cat and I _____ inside now.

Name _____

Just the Facts

Book Report Form



I can learn lots of true information by reading.

Title:

Author:

Illustrator:

Three facts that I learned:

1

2

3


*** Put a star by the most important fact.**

Dear Parents,

This is your child's independent reading book. After your child has read the book, discuss the factual information included. Help your child recall and list 3 facts on the report form. Finally, discuss which fact is the most important and star it.



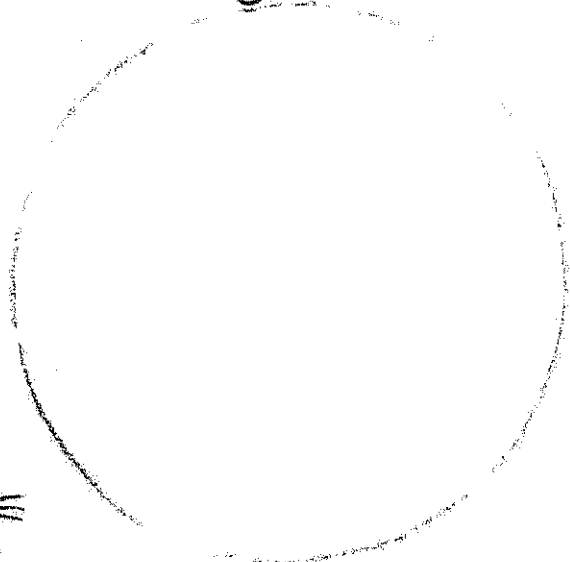
This book report is due back in class: _____ Parent Signature _____

straight and curved



straight sides

curved sides



Join each shape to the correct part of the diagram and colour it correctly.

ⓐ Draw five shapes that have both straight and curved sides.

Chocolate Chip Cookies

½ cup butter
1 egg, beaten
1 teaspoon vanilla
¼ cup brown sugar
½ cup white sugar
1 1/8 cups flour
¼ teaspoon salt
¼ teaspoon baking soda
1 ¼ cups chocolate chips

1. Preheat oven to 350*.
2. Cream the butter and both sugars. Add the beaten egg and vanilla.
3. Sift flour, baking soda and salt and add to the creamed mixture.
4. Mix thoroughly and add chocolate chips.
5. Drop by spoonfuls onto ungreased cookie sheets and bake for 7-10 minutes or until lightly golden brown on the edges.
6. Wrap cookies in a fancy paper bag and tie with a ribbon.