


Circle the correct word for each picture. Then write the word.



cat pot

\_\_\_\_\_


\_\_\_\_\_



lot pot

\_\_\_\_\_

\_\_\_\_\_



pot tot

\_\_\_\_\_

\_\_\_\_\_



hot cot

\_\_\_\_\_

\_\_\_\_\_


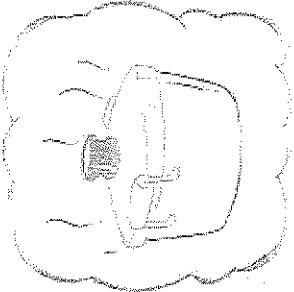

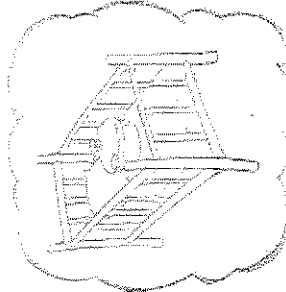
Read and match.



a hot pot

a pot in a cot

a rat in a pot

a pot on a log





up 2

up 3


down 1

down 3

**Teacher's instructions**


Go to **START** each time. Follow the directions and draw the correct animal.

- ② Make a tower using construction materials. Put objects on different floors. Write instructions for getting to each object.




out

in




over

under



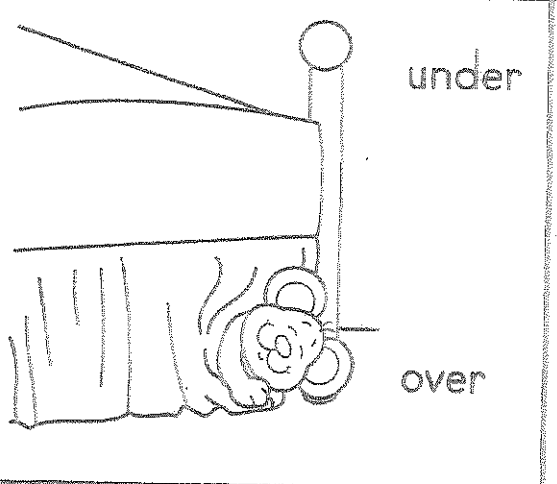
up

down



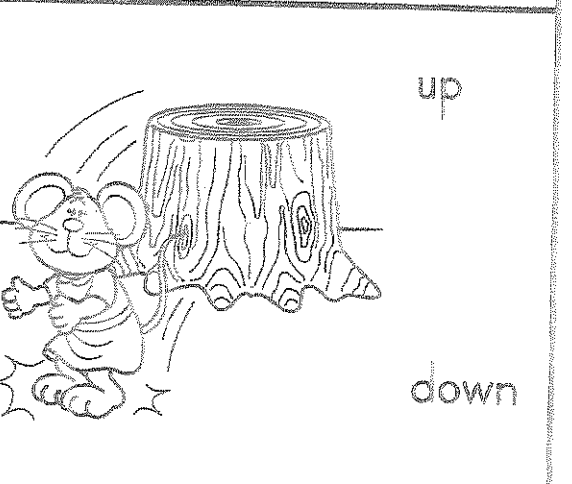
in

out



under

over



up

down

## Chocolate Chip Cookies

½ cup butter  
1 egg, beaten  
1 teaspoon vanilla  
¼ cup brown sugar  
½ cup white sugar  
1 1/8 cups flour  
¼ teaspoon salt  
¼ teaspoon baking soda  
1 ¼ cups chocolate chips

1. Preheat oven to 350\*.
2. Cream the butter and both sugars. Add the beaten egg and vanilla.
3. Sift flour, baking soda and salt and add to the creamed mixture.
4. Mix thoroughly and add chocolate chips.
5. Drop by spoonfuls onto ungreased cookie sheets and bake for 7-10 minutes or until lightly golden brown on the edges.
6. Wrap cookies in a fancy paper bag and tie with a ribbon.