

Tell Me the Story

Language Targets

Developing narrative skills

Materials

Illustrated pages 160-166

Directions



Explain to the child that the pictures tell a story, but he needs to supply the words. You may need to begin the story for the child or complete one story as an example. Encourage the child to use descriptive words by making statements such as, "Tell me what the dog looked like."

Variation


- After the child tells the story, ask him to think of a good title.
- Cover up some of the pictures toward the end of the story. Ask the child to retell the story with a different ending.

Tell Me the Story

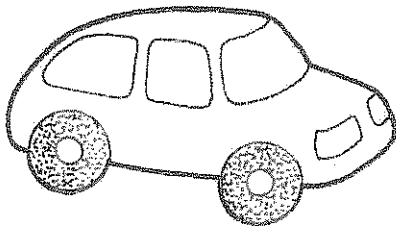

Make up a story to go with the pictures. Try to include colorful details to make your story interesting.



Where are the toys?



Use the word-bank to help you.



• Finish the sentences.

The teddy is on the table.

The car is _____ the table.

The balloon is _____ the table.

The bricks are _____ the teddy.

The skates are _____ the floor.

Word-bank

on

under

next to

above

• Draw a ball on the picture.

• Describe where it is.

